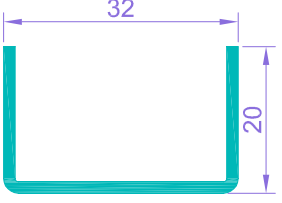
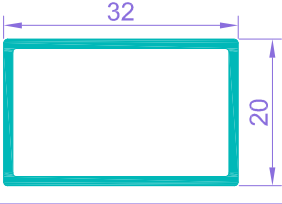

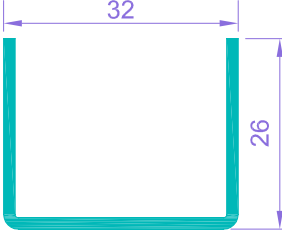
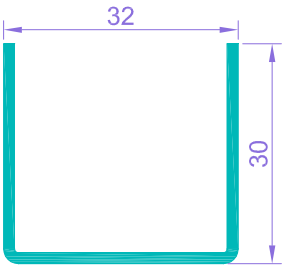
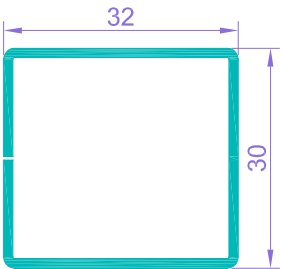




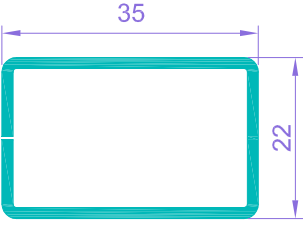
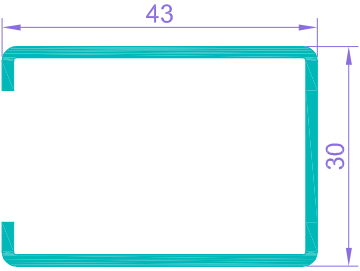
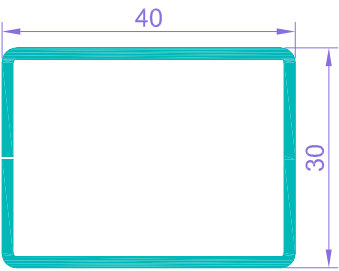
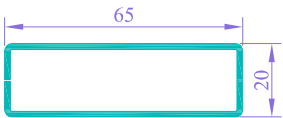


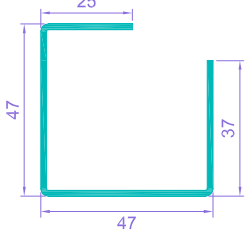
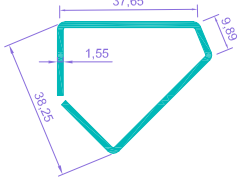

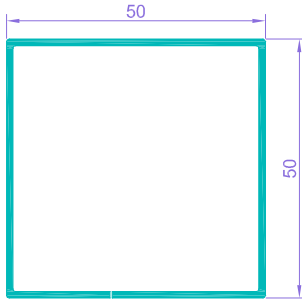
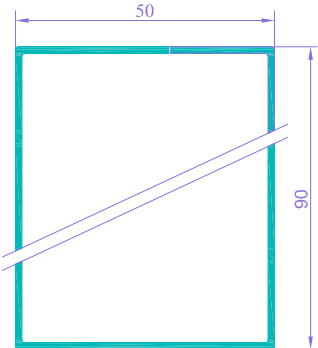
DESTEK SACI TABLOSU

DESTEK SAÇLARI TABLOSU

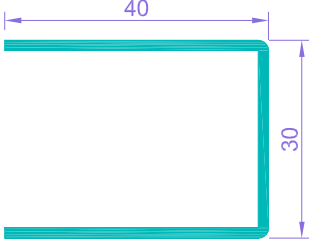


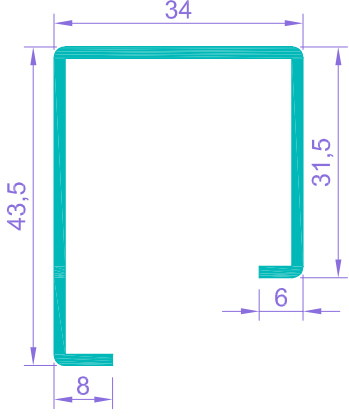
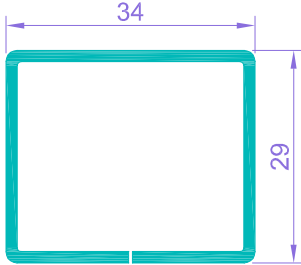
DESTEK SACI	ÜRÜN KODU	KULLANIM YERLERİ	KALINLIK VE AĞIRLIK kg/m		
			1.25mm	1.55mm	2.05mm
	DS01044	7051-7068 - 7082 -7066 - 7067-7079 - KASA PROFİLİ	0.670	0.826	1.078
	DS01044-K	7051-7068 - 7082 -7066 - 7067-7079 - KASA PROFİLİ	0.972	1.072	1.382
	DS01043	7051 - 7052 KASA PROFİLLERİ İNGİLİZ SİSTEM UYGULAMASI İÇİN	0.415	0.509	0.000
	DS01045	7052 - 8061 - KASALARI 7053 - 7054 - KANATLARI 7061 - İNG. SİSTEM "T" KANAT	0.788	0.972	1.243
	DS01050	7052- 8061- KASA PROFİLLERİ	0.833	1.035	1.368
	DS01050-K	7052- 8061- KASA PROFİLLERİ	1.148	1.402	1.829

DESTEK SACI SİSTEM TABLOSU

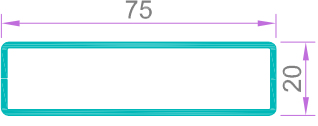
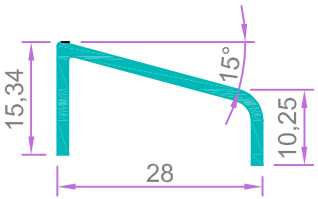
DESTEK SACI	ÜRÜN KODU	KULLANIM YERLERİ	KALINLIK VE AĞIRLIK kg/m		
			1.25mm	1.55mm	2.05mm
	DS01046	7055 - ORTA KAYIT 7060 - "Z" O.KAYIT İNG.SİST.	0.845	1.036	1.345
	DS01047	7056 - ORTA KAYIT	0.827	1.035	1.384
	DS01047-K	7056 - ORTA KAYIT 7256 - GENİŞ BAĞLANTI 1251 - 1252 - 1253 - KASA VE ORTA KAYIT PROFİLLERİ İÇİN ALTERNATİF SAÇ.	1.001	1.240	1.629
	DS01048	7057 - KAPI İÇERİ AÇILAN 7058 - KAPI DIŞARI AÇILAN	1.184	1.596	1.857
	DS01048-K	7057 - KAPI İÇERİ AÇILAN 7058 - KAPI DIŞARI AÇILAN	1.256	1.558	2.053
	DS01039-K	7258- BAĞLANTI (GRİYAJ) 70mm PROFİLLER İÇİN	1.596	1.967	2.516

DESTEK SACI	ÜRÜN KODU	KULLANIM YERLERİ	KALINLIK VE AĞIRLIK kg/m		
			1.25mm	1.55mm	2.05mm
	DS01035	7252 70X70 90 DERECELİK DÖNÜŞ PROFİLİ	1.594	1.822	2.523
	DS01036	7253 - 135 DERECELİK KÖŞE DÖNÜŞ PROFİLİ	1.192	1.468	1.875
	DS01008	6016 & 7255 ADAPTÖR PROFİLLERİNİN BORU DESTEK SACI		1.700	2.300
	DS01010-K	6051 60x100 - ODACIKLI KUTU PROFİL DESTEK SACI	1.738	2.254	2.951
	DS01021-K	6052 60x100 - ODACIKSIZ KUTU PROFİLİ SACI		3.190	4.207

DESTEK SACI SİSTEM TABLOSU

DESTEK SACI	ÜRÜN KODU	KULLANIM YERLERİ	KALINLIK VE AĞIRLIK kg/m		
			1.25mm	1.55mm	2.05mm
	DS01062	7077 ÇEKTİRME VİDALI ORTA KAYIT (GENİŞ) DESTEK SACI	1.055	1.297	1.696
	DS01063	7078 ÇEKTİRME VİDALI ORTA KAYIT (DAR) DESTEK SACI	0.760	0.931	1.212
	DS01063-K	7078 ÇEKTİRME VİDALI ORTA KAYIT (DAR) DESTEK SACI	0.835	1.014	1.302
	DS01064	7080 KAPI KANAT DAMLALIKLI (İÇERİ AÇILAN)	1.155	1.410	1.826
	DS01064-K	7080 KAPI KANAT DAMLALIKLI (İÇERİ AÇILAN)	1.181	1.443	1.867

DESTEK SACI SİSTEM TABLOSU

DESTEK SACI	ÜRÜN KODU	KULLANIM YERLERİ	KALINLIK VE AĞIRLIK kg/m		
			1.25mm	1.55mm	2.05mm
80mm KASA GRİYAJ BAĞLANTI UYGULAMASI İÇİN					
 1/2	DS01051-K	7258- GRİYAJ BAĞLANTI 80mm KASA PROFİLİ İÇİN	1.789	2.210	2.899
120mm HOLLANDA PROFİL SİSTEMLERİ DESTEK SAÇLARI					
 1/2	DS01049-K	1251 - KASA PROFİLİ 1252 - KASA PROFİLİ 1253 - ORTA KAYIT PROFİLİ	1.949	2.405	3.081
 1/2	DS01052-K	7258- GRİYAJ BAĞLANTI 120mm PROFİLLER İÇİN	2.564	3.172	4.170
 1/1	DS 01065	1251-1252-1253 KASA VE ORTA KAYIT PROFİLLERİ MENTEŞE TAKVİYE SACI	0.591		
FRANSIZ SİSTEM DESTEK SAÇLARI					
 1/2	DS01053	7065 - 7070 - FRANSIZ DAMLALIKLI KANAT DESTEK SACI	0.548	0.678	0.878